


1103 Pulse Laser Diode

LD-1310P-DL



1310 nm Pulse Laser Diode, InGaAs Strained, 150 mW Peak Power

The LD-1310P-DL is a high-power pulse laser diode that has been designed as a light laser source for pulsed fiber lasers. It can be used for Optical Time Domain Reflectometer (OTDR) and other pulse application. It feature high peak power and excellent reliability. Housed inside a dual Inline package, LD-1310P-DL is extremely compact.

FEATURES

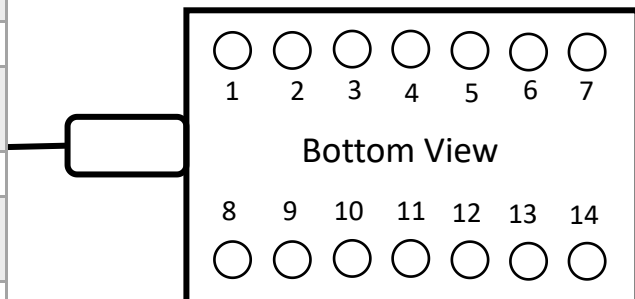
- Wavelength Range: 1310±10 nm
- Built in Isolator
- Multi-Mode Fabry Perot
- High Peak Output Power 100 mW @ 400 mA

USE IN

- LiDAR
- Remote Sensing
- OTDR
- Optical Spectroscopy

FUNCTIONAL DIAGRAM


Pin#	Desc	Pin#	Desc
1	Cooler Anode	8	NC
2	NC	9	Laser Cathode
3	NC	10	Laser Anode, Case Ground
4	NC	11	Thermistor
5	Laser Anode, Case Ground	12	Thermistor
6	NC	13	NC
7	NC	14	Cooler Cathode



Order notes to our customers: The default parameters are as follows. For special needs, please contact sales.
1) Connector FC/APC, 900 um, 1 m by default for all devices except for high power devices.
2) Slow axis working, fast axis blocked, connector key is aligned to slow axis by default for PM devices.

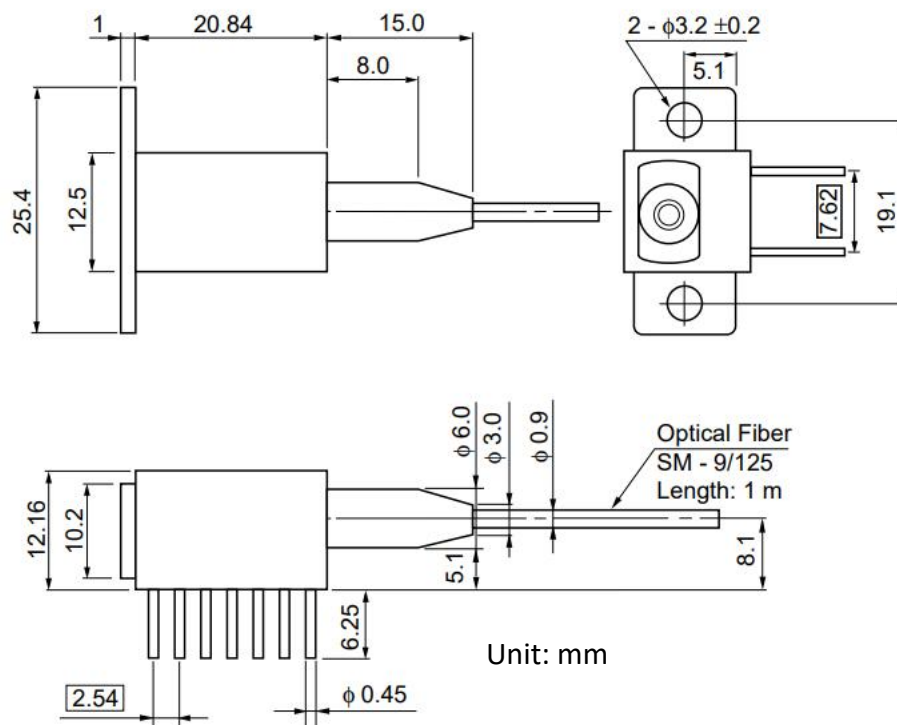
1103 Pulse Laser Diode

LD-1310P-DL



Wavelength Range	1310±10 nm
Peak Optical Output Power	100 mW typ. @ 1% Duty Cycle
Drive Current	400 mA @ 100 mW
Forward Voltage	2.5 V typ.
Threshold Current	20 mA typ.
Rise Time	1 ns typ. (Highly Depends on Driving Circuit)
Fall Time	1 ns typ. (Highly Depends on Driving Circuit)
Operating Temperature	-20 °C to +60 °C
Storage Temperature	-40 °C to +70 °C
Operating Humidity	95% @30 °C max.
Optical Fiber Type	SM Fiber
Optical Connector	FC/APC, Others Available
Pulsed Forward Current	600 mA
Reverse Voltage	2 V
Cooler Current	1.3 A
Cooler Voltage	3.5 V

MECHANICAL DRAWING



Order notes to our customers: The default parameters are as follows. For special needs, please contact sales.

- 1) Connector FC/APC, 900 um, 1 m by default for all devices except for high power devices.
- 2) Slow axis working, fast axis blocked, connector key is aligned to slow axis by default for PM devices.