


DFB-1510-SM-DL



DEVICE

DFB Laser Diode, 1510 nm, 15 mW, Single Mode, Dual in-line (1505 – 1512nm)

OVERVIEW

The Optilab DFB-1510-SM-DL Single Mode Dual in-line DFB laser is a cost effective 1505nm – 1512nm range wavelength laser source. The MQW DFB laser features 15 mW of output optical power, high Side Mode Suppression Ratio (SMSR), low residual chirp, and a built in thermoelectric cooler, thermistor, and rear-facet monitor photodiode for external optical power control. Contact Optilab for more information.

FEATURES

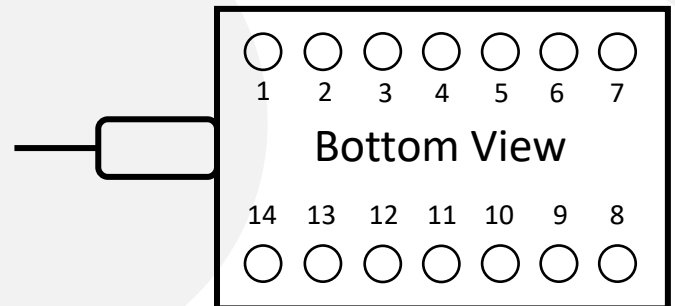
- Up to 2 GHz analog bandwidth
- 10 mW output power typical
- Built-in TEC, Thermistor & Monitor PD
- Side Mode Suppression Ratio 40 dB

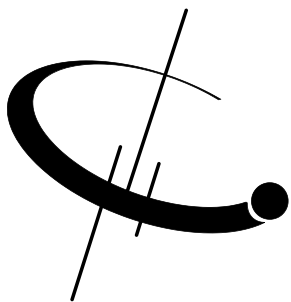
USE IN

- Analog link up to 2 GHz bandwidth
- 3 Gb/s digital communication
- CW 1505 - 1512 nm laser source
- Directly modulated optical link

FUNCTIONAL DIAGRAM

- | | |
|-----------------------|------------------------|
| 1 Cooler (+) | 8 PD Anode |
| 2 Not Connected | 9 LD (-) |
| 3 Not Connected | 10 LD (+), Case Ground |
| 4 Not Connected | 11 Thermistor |
| 5 LD (+), Case Ground | 12 Thermistor |
| 6 Not Connected | 13 Not Connected |
| 7 PD Cathode | 14 Cooler (-) |





DFB-1510-SM-DL

SPECIFICATIONS

Center Wavelength Range	1505-1512 typ.
Optical Output Power	10 mW min. 15 mW typ.
Threshold Current	20 mA max. @ CW
Operating Current	150 mA typ. @ CW, 200 mA max.
Forward Voltage	1.6 V typ.
Series Resistance	20 Ω typ.
Slope Efficiency	0.1 mW/mA typ.
Threshold Power	0.15 mW
Monitor Current	0.3 mA @ 1.0 mW
Side Mode Suppression	40 dB min.
Laser Linewidth	2 MHz typ.
Rise/Fall Time (10%-90%)	200 ps typ.
3 dB S21 Bandwidth	2 GHz
RF Return Loss	-10 dB from DC to 2 GHz
Optical Isolation	30 dB typ.
Relative Intensity Noise	-155 dB/Hz max
Optical Connectors (optional)	FC/APC or others
Optical Fiber Type	SMF-28 (standard)

GENERAL & MECHANICAL

ABSOLUTE MAXIMUM RATING

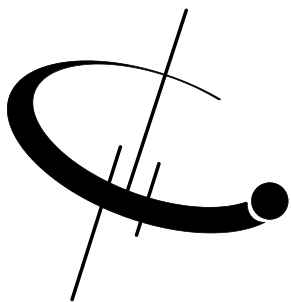
All wavelength/power measurement based on 25°C

Wavelength Tuning Coefficient	0.1nm/°C
Operating Temperature	-30°C to +60 °C
Storage Temperature	-40°C to +75 °C
Reverse Voltage	2 V
LD Current	190 mA
PD Reverse Voltage	10 V
PD Forward Current	10 mA
TEC Voltage	2.5 V
TEC Current	1.4 A
Lead Soldering Time	10 Sec @ <260 °C

TEC AND THERMISTOR CHARACTERISTICS

TEC Current	1.0 A max.
TEC Voltage	2.4 V max.
Cooler Power	2.4 W max.
TEC Resistance	2.0 Ω min., 2.4 Ω typ., 3.2 Ω max.
Thermistor Resistance	20 Ω typ.





DFB-1510-SM-DL

ORDERING OPTIONS

DFB-15XX-DL-SM

XX: Wavelength in 1505, 1507, 1510, 1512 nm

MECHANICAL DRAWING

